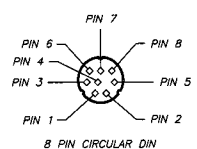
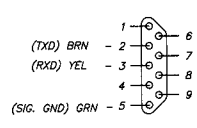
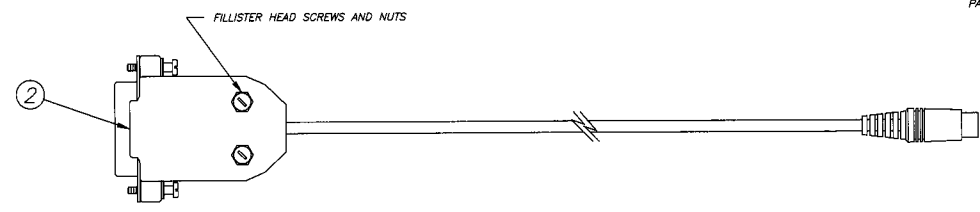
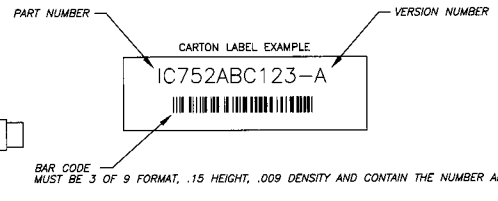
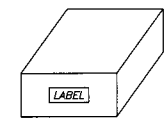
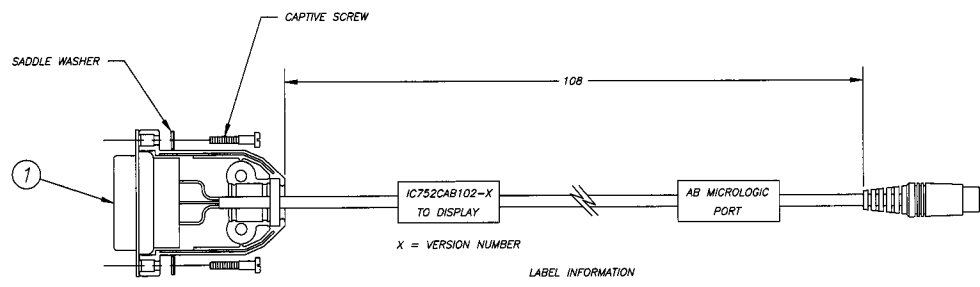



PURCHASE PART NO.	VERSION NUMBER	DESCRIPTION	DATE	APPROVED
IC752CAB102				
	A	ORIGINAL ISSUE	11-01-99	Jeff Gustkey, JH

BILL OF MATERIALS				
ITEM	QTY	PART NO.	DESCRIPTION	
1	1	201-0008-009	CONN D-SUB PLUG 9 POS	
2	1	201-0018-009	METALIZED HOOD D-SUB 9 POS	
3	1	205-0040-008	CONNECTOR MINI B PIN CIRCULAR DIN	
4	3	207-0000-010	TERMINAL CRIMP PIN 24-28 GA	
5	2	279-0000-032	CABLE LABEL	

- NOTES:
- SHIELD WIRE MUST MAKE MECHANICAL CONNECTION TO HOOD ON DISPLAY END. (EX. PINCH SHIELD BETWEEN CABLE JACKET AND HOOD)
 - SEAL CABLE IN CLEAR POLYBAG.
 - PLACE CABLE IN AN APPROPRIATE SIZE CARTON.
 - PRINT LABEL AND LABEL NARROW END OF CARTON AS SHOWN BELOW.



PIN NO	COLOR	(SIG. GND)	(RX)	(TX)
1	BLACK			
2	GREEN	(SIG. GND)		
3	RED			
4	BROWN		(RX)	
5	BLUE			
6	WHITE			
7	YELLOW			(TX)
8	GRAY			

DRAWN BY: Jeff Gustkey, 11-01-99 JHV CHECKED BY: Rick Rice, 11-04-99 VLY DATE: 11-05-99 JHV	GE FANUC Automation North America, Inc. Charlottesville, Va. U.S.A. OPERATOR INTERFACE	TITLE: DP3X/SX-AB MICROLOGIC Dwg No: IC752CAB102 REV: 1.00 DATE: 11-01-99/JHG
---	---	--